

For leisure or business travel! /

**PASMO Limited**

# Try the new one day pass, convenient for travel around Tokyo!

Use your ticket for...

Sightseeing!



Sightseeing in Tokyo!

Shopping!



Shopping and dining!

Work!



Traveling for work!

Move!



Getting around for job hunting!



**Tokyu Lines / Sotetsu Common One Day Pass**  
Unlimited access to all lines

Price	Adults <b>¥1,300</b> Children <b>¥520</b>
Period	Sold year round Valid only for day of purchase

Usable Areas	
Tokyu Lines All lines	Toyoko Line, Meguro Line, Tokyu Shin-Yokohama Line, Den-en-toshi Line, Oimachi Line, Ikegami Line, Tokyu Tamagawa Line, Setagaya Line, Kodomonokuni Line
Sotetsu Lines All lines	Sotetsu Line, Sotetsu Izumino Line, Sotetsu Shin-Yokohama Line



**Tokyu Line Minatomirai Line One Day Pass**  
Unlimited access to all lines

Price	Adults <b>¥1,220</b> Children <b>¥610</b>
Period	Sold year round Valid only for day of purchase

Usable Areas	
Tokyu Lines Minatomirai Line All lines	Toyoko Line, Meguro Line, Tokyu Shin-Yokohama Line, Den-en-toshi Line, Oimachi Line, Ikegami Line, Tokyu Tamagawa Line, Setagaya Line, Kodomonokuni Line, Minatomirai Line



**Tokyu Lines / Tokyo Metro Common One Day Pass**  
Unlimited access to all lines

Price	Adults <b>¥1,380</b> Children <b>¥690</b>
Period	Sold year round Valid only for day of purchase

Usable Areas	
Tokyu Lines All lines	Toyoko Line, Meguro Line, Tokyu Shin-Yokohama Line, Den-en-toshi Line, Oimachi Line, Ikegami Line, Tokyu Tamagawa Line, Setagaya Line, Kodomonokuni Line
Tokyo Metro All lines	Ginza Line, Marunouchi Line, Hibiya Line, Tozai Line, Chiyoda Line, Yurakucho Line, Hanzomon Line, Namboku Line, Fukutoshin Line



**Tokyu Lines / Toei Subway / Tokyo Metro Common one day pass**  
Unlimited access to all lines

Price	Adults <b>¥1,680</b> Children <b>¥840</b>
Period	Sold year round Valid only for day of purchase

Usable Areas	
Tokyu Lines All lines	Toyoko Line, Meguro Line, Tokyu Shin-Yokohama Line, Den-en-toshi Line, Oimachi Line, Ikegami Line, Tokyu Tamagawa Line, Setagaya Line, Kodomonokuni Line
Toei Subway All lines	Asakusa Line, Mita Line, Shinjuku Line, Oedo Line
Tokyo Metro All lines	Ginza Line, Marunouchi Line, Hibiya Line, Tozai Line, Chiyoda Line, Yurakucho Line, Hanzomon Line, Namboku Line, Fukutoshin Line


## Other good value one day passes that can be used with PASMO



**Tokyu Lines One Day Pass**  
Unlimited access to all Tokyu Lines for one day



**Tokyu Lines Triangle Pass**  
Unlimited access to Shibuya, Jiyugaoka, and Futako-tamagawa for one day



**Tokyu Tokyo Metro Pass**  
Travel between Tokyu Line stations to Tokyo Metro Line connected stations and unlimited access to all Tokyo Metro Lines for one day



**Tokyu Line Tokyu Bus One Day Pass**  
Unlimited access to all Tokyu Lines and Tokyu Buses for one day.  
\*Not usable on some bus lines.



**Tokyu Lines Kids' Pass**  
Unlimited access to all Tokyu Lines for one day (weekends and holidays only) for elementary school students and younger \*Not available for adults.

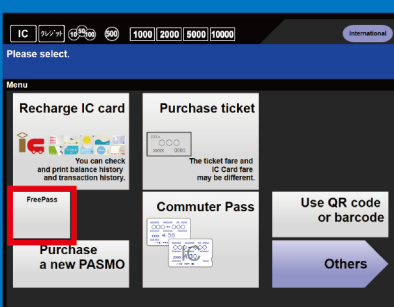
### Sold at ticket vending machines in Tokyu Line stations

\*Does not include the Setagaya Line or Kodomonokuni Line. \*The Tokyu Line Minatomirai Pass excludes Yokohama Station, the Setagaya Line, and Kodomonokuni Line.  
\*The Tokyu Tokyo Metro Pass does not include Tokyo Metro connecting stations at Shibuya Station, Naka-meguro Station, Meguro Station, or the Setagaya Line and Kodomonokuni Line.

## How to get a pass

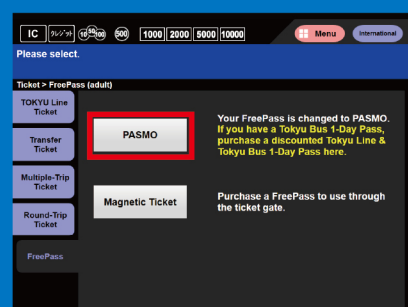
To add a good value pass to your PASMO

1



Select "Buy a free pass"

2



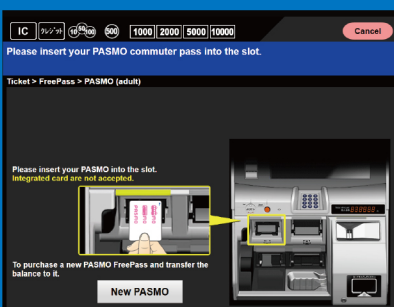
Select "PASMO"

3



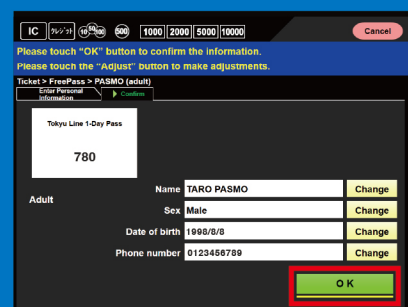
Select the pass of your choice from the above

4



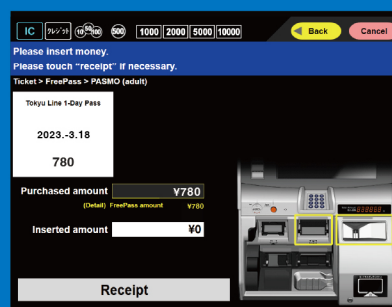
Insert your PASMO card

5



Check the displayed information, then select "OK"

6



Complete your purchase  
\*Be careful not to forget your card.

\*An extra ¥500 deposit must be paid if you are buying a new PASMO card. \*Passes are also still sold as magnetic train tickets. \*Please direct your requests and questions to station staff. (Some locations do not handle these passes.)



Touch your card firmly to the scanner with the IC mark.

If you do not touch your card firmly, you may be charged for a different route than the one you have actually taken, or you may not be able to use your card next time.

If your card is scanned normally



Beeps once or twice

If your card is not scanned normally



Beeps five times.

### Usable PASMO cards



● PASMO (with/without name)

### Unusable PASMO cards



- Mobile PASMO
- Apple Pay PASMO
- PASMO commuter ticket (if it has valid commuter ticket data)
- Credit card PASMO
- IC cards not issued by PASMO

### [Notices]

\*The Tokyu Lines / Sotetsu Common One Day Pass, Tokyu Lines / Tokyo Metro Common One Day Pass, and Tokyu Lines / Toei Subway / Tokyo Metro Common One Day Pass are only sold for PASMO. (They are not sold as magnetic train tickets.) \*Target PASMO cards are Blank PASMO cards and Personalized PASMO cards. These passes cannot be used with PASMO cards being used as commuter passes or other IC plan tickets. Not available for Mobile PASMO, Apple Pay PASMO, credit cards with PASMO, or IC cards not issued by PASMO. \*For travel outside the free area, charges will be made automatically from the stored fare on the card. However, the Tokyu Tokyo Metro Pass cannot be used with automatic ticket gates outside of the valid area. \*To end use of an IC plan ticket, please ask station staff for assistance. \*PASMO and Mobile PASMO are registered trademarks of PASMO Co., Ltd. \*Apple Pay is a trademark of Apple Inc.

## [Be careful to avoid mistakes]

Tickets with travel between the station of purchase and free area connection stations and with free areas

Magnetic Train Ticket



Travel **between** Tokyu Lines stations and Yokohama Station + Yokohama Minatomirai Line Unlimited Access

Magnetic Train Ticket



Travel **between** Tokyu Line Stations and Tokyo Metro Line connecting stations + All Tokyo Metro Lines Unlimited Access

For details Tokyu Lines Free Passes